



*Suffolk*TM

DOOR COLLECTION



Express your Personality

Introduction

The Suffolk Collection is a range of 23 versatile PVC-u door styles, thoughtfully designed to emulate the aesthetic character of timber doors but with the added security benefits and low maintenance qualities that modern day living demands.

You can choose from a range of 10 standard woodgrain effect finishes or alternatively Suffolk Doors can be Kolorbonded to any RAL colour of your choice.

4 simple steps to create your very own entrance...

1

Choose a style from the 23 versatile designs

2

Choose a door colour from our range of 10 standard finish options or select the RAL colour of your choice for Kolorbonding

3

Choose your combination of glass/panel designs

4

Choose from our range of door furniture to complete your individual door design



contents

The Lavenham	Pg 4
The Ixworth	Pg 6
The Ixworth 2	Pg 8
The Sudbury	Pg 9
The Assington	Pg 10
The Newton	Pg 12
The Brett	Pg 14
Door Security	Pg 16
Door Furniture	Pg 17
Featured Midrail	Pg 18
Colour Options	Pg 20
Glazing Options	Pg 22
More Inspiration	Pg 24
Style Selector	Pg 26



The Ixworth - see page 6



Often, it's important to maintain a particular style when replacing an entrance door, something that will blend sympathetically but also enhance your property. Many of the styles that we have traditionally seen in timber can now be replicated in woodgrain effect PVC-u.

The Lavenham style, like many others across the range is a great example of how using different combinations of glass and panelling will result in a completely different look each time, whilst keeping to the base Lavenham layout.

Rich, elegant period door colours give a traditional design yet more authenticity and to complete the grand finish choose from a range of exquisite door furniture.



The Lavenham



The Ixworth door style follows a design that is reminiscent of many timber doors seen on 1930's properties throughout the UK.



Suffolk Collection doors have an exterior woodgrain texture and you have the choice from a number of available colours so they look, feel and perform like wood but without the same level of maintenance required. This also allows you to maintain a bright, white finish inside.



The Ixworth



The Ixworth 2

Beauty is in the detail and with that in mind the Ixworth 2 was created as a natural progression from The Ixworth. Here 2 vertical mullions are featured instead of the one central mullion on the Ixworth.



The Sudbury door follows a more classic layout and as such is one of the more versatile options in terms of its suitability for a wide spectrum of property styles.

You may choose to stick to a simple, minimalist look using clear or perhaps etched glass or alternatively add a splash of colour and creativity choosing from a vast range of available decorative glass options.



The Sudbury



The Assington

Make a bold statement with the Assington style door, the striking panel layout with central glass results in a strong and balanced design.





Choose from natural woodgrain options or add a bold colour to really make a statement.

The ovolo detailing around the frame combined with a realistic woodgrain texture provides a finish that looks and feels just like timber.



The Newton

Another popular choice from the complete range of 23 styles is The Newton.

Retaining classic features on your property may be important. This elegant style, with its exaggerated proportions is often used in conjunction with a vertical glass design to create a really strong identity.





The large glass surface area on The Newton door enables light to flood in, the perfect solution to an otherwise dark hall way.



Although many designs in the range are suited to period properties, The Suffolk Collection also includes a series of contemporary styles, none more contemporary than the Brett.



The Brett

With either clear or etched glass the Brett style immediately offers a clean, modern look, particularly when used with one of the more contemporary frame colours such as the Grey, Black or Irish Oak above.

Security

Ultimate security for Suffolk Doors is provided by their own unique multipoint lock system.

Each door is fitted with a robust 12/14 point lock (dependent on door height) that includes a series of roller cams, hook locks, dead locks, shoot bolts and centre latch.

To prevent cylinder manipulation, a 3 star high security cylinder is fitted, in keeping with British Standard requirements.



Equally, the hinge side of all Suffolk Doors are secured with 3 high security hinges complete with anti-jimmy claws.

For your convenience, all doors are supplied with 5 keys as standard.



PAS23/24



To further enhance the period look and function you may wish to choose our traditional finger pull option. Available in Polished Chrome, Polished Brass, Brushed Stainless and Black these are ideal used in conjunction with our Varia townhouse door lock.



Furniture

Our elegant door handles are available in White, Black, Chrome or Brass, all with letter plates to suit. Your selection will often be influenced by your chosen door style and the colour/finish of your door.



White

Black

Chrome

Brass

Great design is all about the detail. Our specialist range of door knockers, pull knobs and spy holes will provide the finishing touches and all important kerb appeal.

The range is available in both chrome or brass finish and will enhance and complement your door design and colour.



Umbrella Knob



Dome Knob



Doctors Knocker




Ring Knocker



Urn Knocker with Spyhole



Traditional Detailing



Our Antique Black handles and letterplates are perfect for more traditional style doors.





Standard Slimline Midrail



175mm Featured Midrail

Optional 175mm Featured Midrail

Suffolk Collection entrance doors are engineered with a slimline midrail as standard in order to achieve equal sight lines and proportions across the range of styles.

However, a number of styles in the collection have been designed to closely emulate traditional timber doors and are therefore best suited to include the new 175mm Featured Midrail option. Deeper in proportion, this option is more in keeping with the appearance of typical timber door designs.



The combination here of Irish Oak finish and 175mm Midrail makes it difficult to distinguish from its timber equivalent.

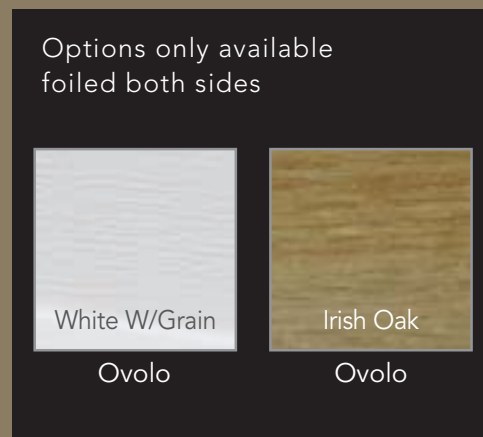
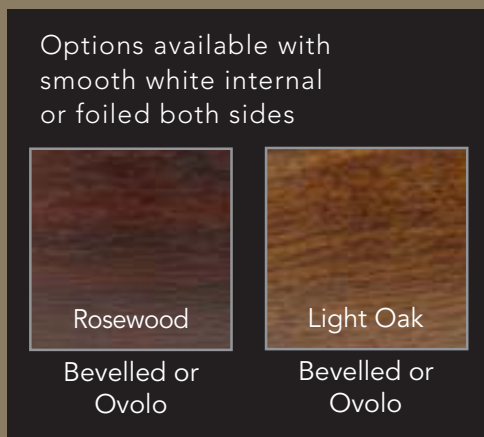
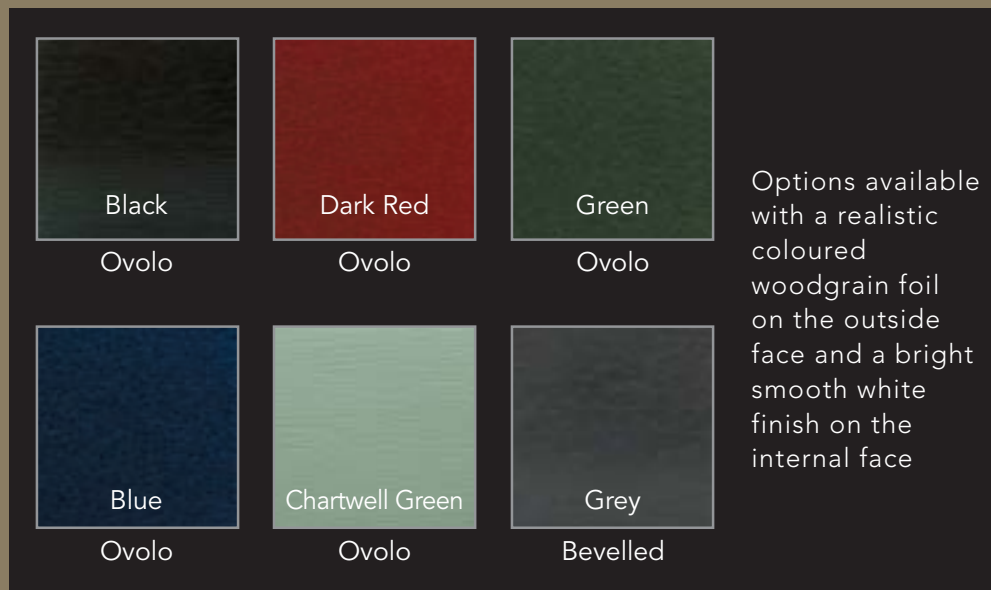
The deeper midrail also provides a different dynamic on more contemporary designs.



Lavenham Style with 175mm Midrail

Choose from ten woodgrain coloured foils...

There are a total of 10 woodgrain coloured foils to choose from. Each designed to provide a realistic painted or natural woodgrain finish but offering the minimal maintenance qualities associated with modern PVC-u products.



Due to possible variations in the printing process, please refer to physical colour swatches for an accurate representation of the above colours.

...or select a colour of your choice

If the colour you would like for your new door is not within our range of woodgrain foils then choose your desired Kolorbond colour and this will be applied to either smooth PVC-u or White Woodgrain foil depending on your preferred finish.

You can choose to have the colour applied to the inside and outside of the door or outside only leaving a fresh white internal finish.



Fully Filtered Paint Plant

Your Style...
Your Colour...
Your Door

Kolorbond is a specialist PVC-u 3 coat application that is tough, durable and guaranteed against all weather conditions



Glazing

Often entrance door design is dictated by the need for extra light, or the desire to retain the original period design.

Our door range not only gives you a terrific choice of colours and designs but the flexibility of our glazing options allow you to either 'go create' a new look or stay classic and authentic.

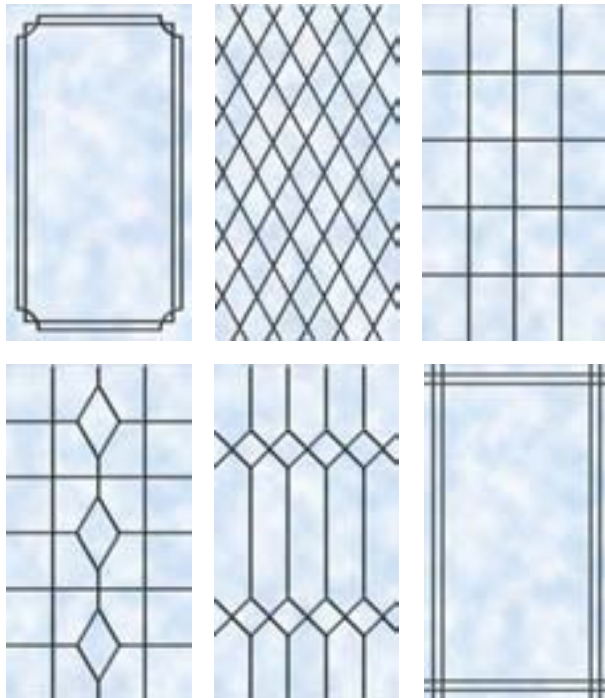
The options are simply vast and include plain glass, obscured, coloured, etched glass, leaded and bevelled designs. All of these include a multitude of variations so you are sure to find something to suit the style of your door and property.



SD3G bevelled glass
and lead combination



SD14G elegant clean lines achieved
with an etched glass design

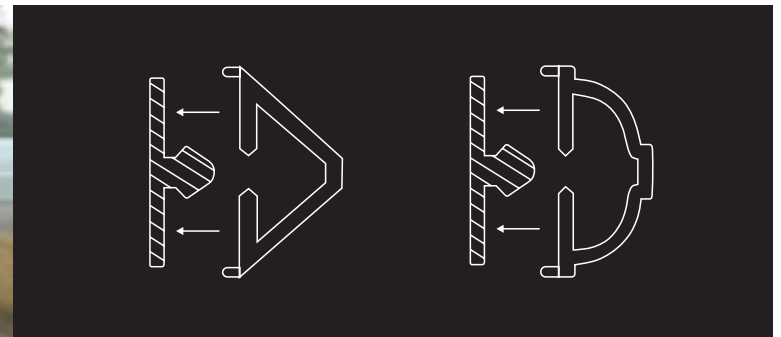


Lead patterns can really help to
accentuate period features.

Style and Durability

Our authentic Georgian grille design will instantly create the period look.

Because the bars are fixed to full length aluminium backing strips, there is no risk of the bars warping or bending.




Decorative Glazing


Coloured and bevelled glass designs can offer a traditional appearance, whilst more simplistic etched glass designs give a contemporary look.

The dimensions of these glass patterns can be adapted to suit the style of your chosen door with half, dual, and full height glazed panels.

You may wish to personalise your home further by having your house number etched or bevelled within the design.



Full Height
Glazed Panels



Half Glazed
Panels



Dual/Quarter
Glazed Panels



Etched house number



SD1G



SD2G



SD3G



SD4G



SD5G



SD6G



SD7G



SD8G



SD9G



SD10G



SD11G



SD12G



SD13G
Fully Etched



SD14G
Etched with
clear border

The above designs are for guidance only, please speak to your consultant for advice on the full range of options.

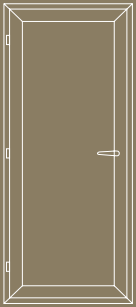
More Styles More Inspiration



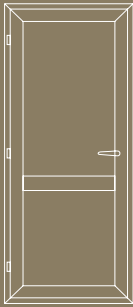
The choice of colour is endless and with so many styles to choose from you can create your own unique look, whether traditional, classic or contemporary.



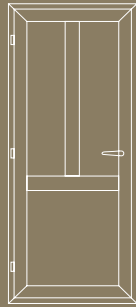
Style Selector



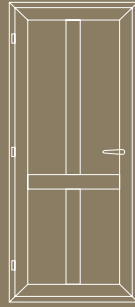
Yeldham



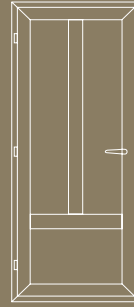
Cornard



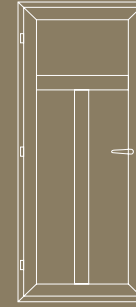
Melford



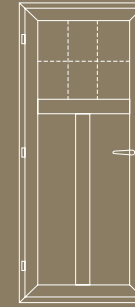
Sudbury



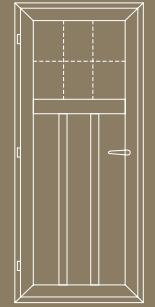
Newton



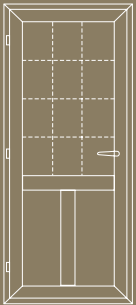
Kersey



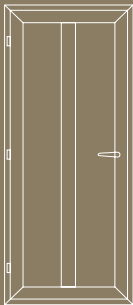
Ixworth



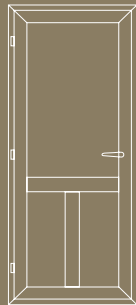
Ixworth 2



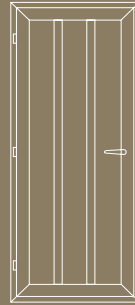
Boxford



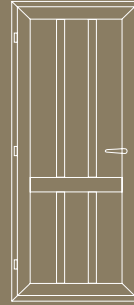
Belchamp



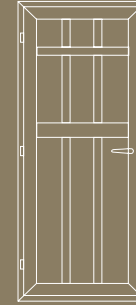
Pebmarsh



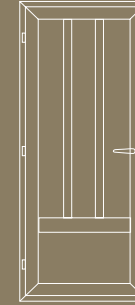
Hedingham



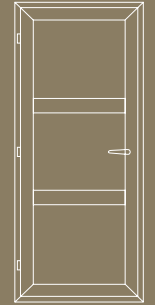
Gosfield



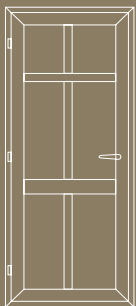
Assington



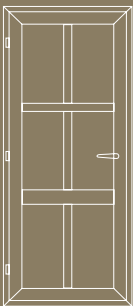
Depden



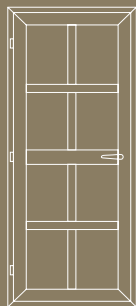
Nayland



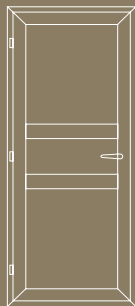
Lavenham



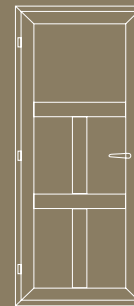
Hartest



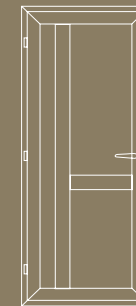
Cavendish



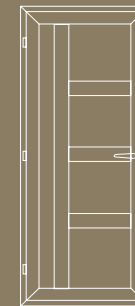
Bures



Stour



Colne



Brett

*Suffolk*TM

DOOR COLLECTION



www.suffolkdoorcollection.co.uk